

1

2

3

4

A

A

B

B

C

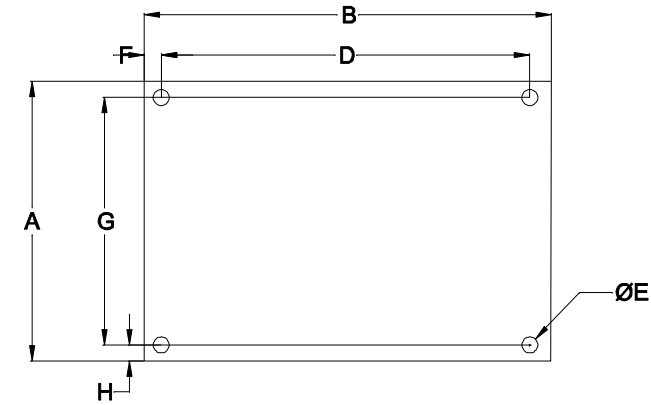
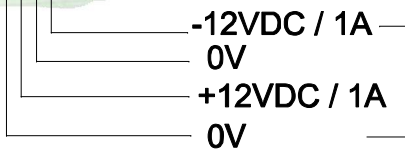
C

D


D



SAÍDAS ISOLADAS ENTRE SI



A	B	C	D	E	F	G	H
71.0	84.9	36.6	76.7	3.0	4.1	61.6	4.55



ENTRADA
85 ~ 265VAC

DIMENSÕES EM: [mm]
TOLERÂNCIA GERAL: ±0,5mm


TECNOTRAFO
DOC. Nº
108

DIAGRAMA DE LIGAÇÃO			
CLIENTE	TECNOTRAFO		CODIGO 132.946.01
DESCRIÇÃO	FUNTE FR E 85 ~ 265VAC S ± 12VDC / 1A		PLACA B-155 EMISSÃO
		REV. 01	04
DATA: 22/02/10	AUTOR: DANILO	CONFERIDO:	

1

2

3

4