

1 2 3 4

A

A

B


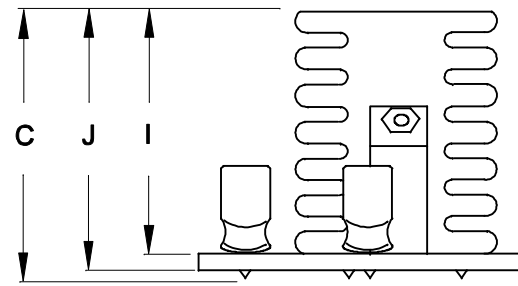
B

C

C

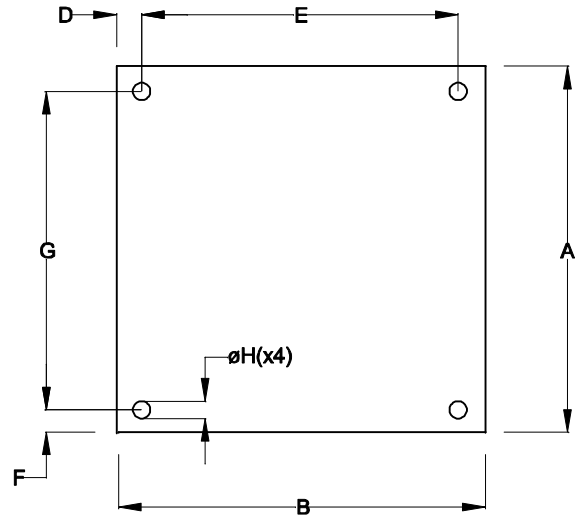
D

D




ENTRADA
85 ~ 265VAC

SAÍDA
(+) 60VDC / 0,5A
(-) 0V



DIMENSÕES EM: [mm]

A	B	C	D	E	F	G	H	I	J
70.0±0.5	70.0±0.5	37.7±0.5	5.15±0.5	59.7±0.5	5.15±0.5	59.7±0.5	3.2±0.5	32.6±0.5	34.2±0.5

 TECNOTRAFO		DOC. Nº	108	
DIAGRAMA DE LIGAÇÃO				
CLIENTE	TECNOTRAFO		CODIGO	136.261.01
DESCRIÇÃO	FONTE F.R.E. 85 ~ 265VAC S. 60VDC / 0,5A		PLACA	B-047
			REV.	02
			EMISSÃO	03
DATA:	22/04/10	AUTOR:	RIVALDO	CONFERIDO:

1 2 3 4